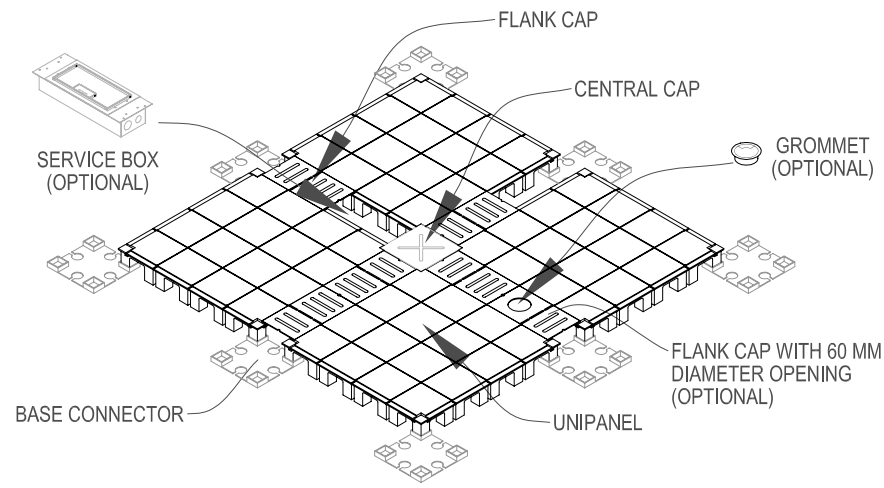
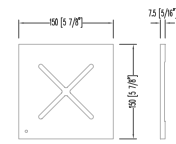
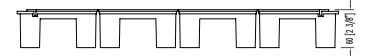
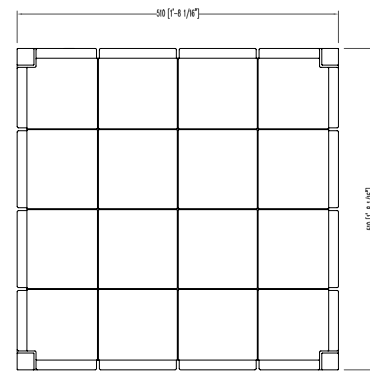


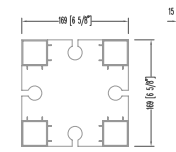
Netfloor ECO CA-600R Series Cable Management Flooring Systems



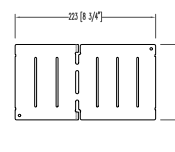
STANDARD COMPLETED UNIT DRAWING



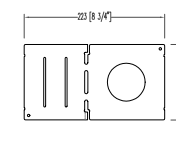
CENTRAL CAP



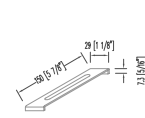
BASE CONNECTOR



FLANK CAP



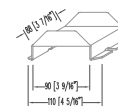
FLANK CAP WITH 60 MM DIAMETER OPENING (OPTIONAL)



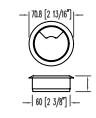
STARTING CAP



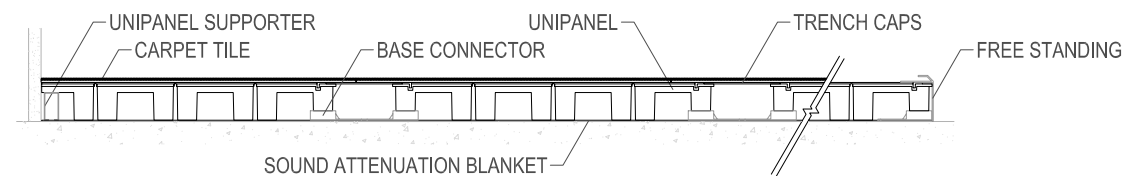
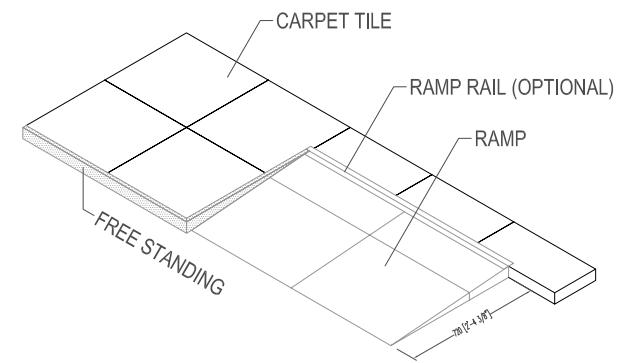
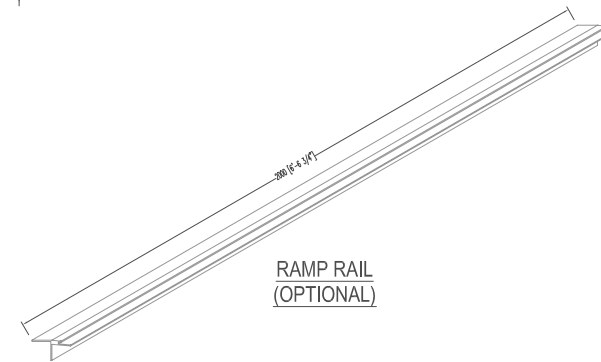
EDGE TRIMMER



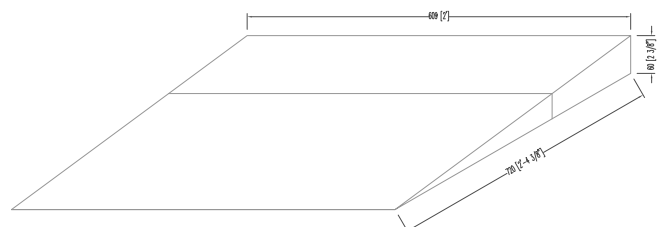
CABLE BRIDGE (OPTIONAL)



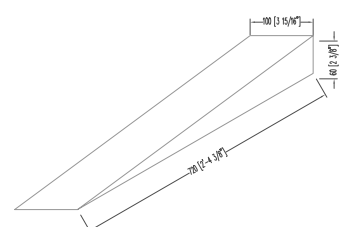
GROMMET (OPTIONAL)



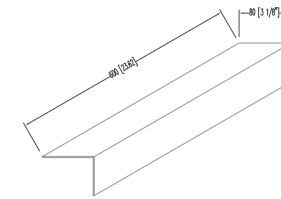
CROSS SECTION DRAWING



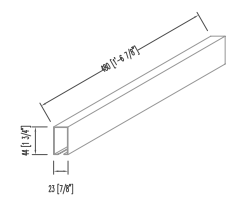
RAMP CA625W720 (1/12 SLOPE)



RAMP CA625A720 (1/12 SLOPE)



EDGE RAIL (OPTIONAL)



UNIPANEL SUPPORTER



SOUND ATTENUATION BLANKET

- Low-Profile Access Flooring CA600R systems
- A. General: the low profile access flooring, when installed, structured with self-stand access panels, grid-pattern cable trenches, facilitating easy distribution, extension of electrical, networking and telecommunication cables, and accommodate outlet floor boxes, and cable trench caps to cover and protect cables running in the cable trenches.
 - B. The system
 - 1. system: Netfloor CA600R series
 - 2. system height: 60 mm (2.36")
 - 3. modular size: 600 X 600 mm (23.62" X 23.62"), consists of 1 access panel (UniPanel), 1 Base Connector, 1 Central Cap, and 4 Flank Caps.
 - 4. system weight: 14 kg per sq. meter (2.86 LB per SF)
 - 5. manufacturer: Netfloor, Inc.
 - C. Access Panels (UniPanels); self-standing access panel, each panel consists 16 sub-panels, 64 built-in pedestals.
 - 1. panel size: 510 mm X 510 mm (20.08" X 20.08")
 - 2. height: fixed height 60 mm (2.36")
 - 3. materials: fire-retard recycled poly-propylene.
 - D. Cable Trench Caps: to cover the cable trenches
 - E. Central Caps: size 150 mm X 150 mm (5.91" X 5.91"). 5 mm bend at four sides, to install, and cover at intersection of cable trenches. Made of 2.3 mm (0.09") thick steel, protection against corrosion by electro-deposition.
 - F. Flank Caps: size 223 mm X 120 mm (8.78" X 4.72"), to install, and cover cable trenches at sides of access panels. Made of 2.3 mm (0.09") thick steel, protection against corrosion by electro-deposition.
 - G. Base Connectors: size 169 mm X 169 X 15 mm (6.65" X 6.65" X 0.59"), made of recycled poly-carbonate plus ABS.
 - H. Sound Attenuation Blanket: meet UL94 HB, PE foam, 1 meter width, 2 mm thick, install under access panels to absorb impact sound causing by pedestrians.
 - I. Cable Trenches configuration: At time of installation, apply Base Connectors to connect access panels' corner pedestals. Continuous connection at access panels' pedestals, automatically forms standard distance 90 mm wide, reticulated cable trenches within every 600 mm distance.
 - J. Cable Trenches capacity:
 - 1. width: 90 mm (3.54")
 - 2. clearance: 51 mm (2.00")
 - K. Accessories: All components for ramps, perimeters, re-enforcements, and others, as indicated on the manufacturer's system drawings.